



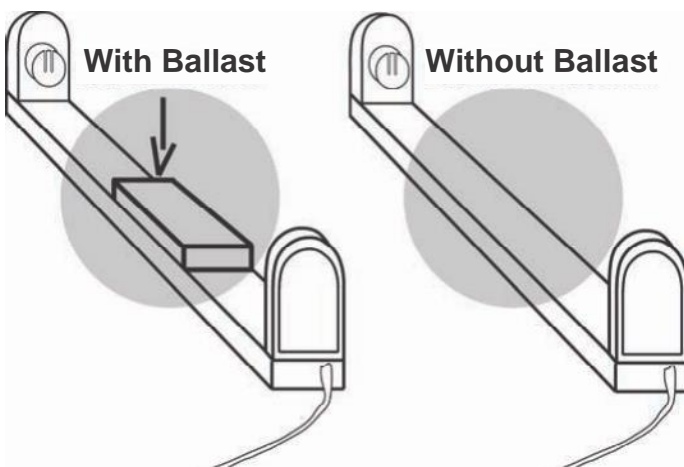
Project:	Date:
Prepared by:	Notes:

LED MAGIC TUBE

Works with or without a ballast! by **JAMES**

Product Description:

The Magic T8 LED tube serves as a special energy efficient replacement for all traditional fluorescent T8 lamps. Designed to operate on all existing rapid start, instant start, programmed start, and emergency fixture ballasts AND some magnetic ballast... or simply **no ballast** at all.



Features:

- Magic Tube can work both with or without a ballast
- A fantastic replacement "plug and play" tube or retrofit kit
- Compatible with over 90+ percent of all North American ballasts
- The versatility of the "Magic Tube" supports massive projects with different types of ballasts
- Input voltage up to AC100-277V/347V with ballast and AC100-277V without ballast
- Suitable for damp or dry environments
- UL, ETL, DLC, NSF Qualified
- Globally Patented Technology
- 5 Year Manufacturer's Warranty
 - Optional 10 Year Warranty available
- Rotatable end caps available.

Common Technical Data:

Color Temperature	2700K to 5000K
Beam Angle	180 Degrees
Color Consistency	4 Steps
CRI	> 80
Operation Temperature	-30°C to 40°C
Efficiency with ballast	More than 110 LPW
Efficiency without ballast	More than 125 LPW
Input Voltage with ballast	100-277VAC, 347V
Input Voltage without ballast	100-277VAC
Frequency	50-60Hz
Power Factor	More than 0.99
Rated Life	50,000 hours
LED Type	SMT2835
Housing	Aluminum

www.axisledlights.com

Contact your Regional Account Manager
Office: 614.633.7955
contact@alg-usa.com

Home of the Patriot Tube!!



AXIS LED GROUP, LLC
US Regional Office

Dublin, OHIO

Warehouses Located in:

Chicago, Dallas, Detroit,
El Paso, Los Angeles,
and Philadelphia



LED MAGIC TUBE

Works with or without a ballast!

Product Specification:

Product Number	Length (Inch)	Color	Bare Lamp (Watt)	Lumens	Average System Watts (W)			Average System Initial Lumens			Package (mm)	Weight/ Carton
					Low Ballast Factor (0.78)	Norm Ballast Factor (0.88)	High Ballast Factor (1.10)	Low Ballast Factor (0.78)	Norm Ballast Factor (0.88)	High Ballast Factor (1.110)		
ZY-T8-15W1200 BIXX	48	3500K	15	1700	14.2	16.5	17.8	1704	1980	2136	1260X230X240 30pcs/Carton	10.30kg
ZY-T8-15W1200 BIXX	48	4000K*	15	1785	14.2	16.5	17.8	1704	1960	2136	1260X230X240 30pcs/Carton	10.30kg
ZY-T8-15W1200 BIXX	48	5000K*	15	1825	14.2	16.5	17.8	1704	1960	2136	1260X230X240 30pcs/Carton	10.30kg
ZY-T8-18W1200 BIXX	48	3500K	18	2160	16.8	20.7	23.5	2016	2200	2484	1260X230X240 30pcs/Carton	10.50kg
ZY-T8-18W1200 BIXX	48	4000K*	18	2200	16.8	20.7	23.5	2016	2200	2484	1260X230X240 30pcs/Carton	10.50kg
ZY-T8-18W1200 BIXX	48	5000K*	18	2250	16.8	20.7	23.5	2016	2200	2484	1260X230X240 30pcs/Carton	10.50kg
ZY-T8-20W1200 BIXX	48	3500K	20	2400	18.2	23.5	25.6	2184	2450	2820	1260X230X240 30pcs/Carton	10.55kg
ZY-T8-20W1200 BIXX	48	4000K*	20	2400	18.2	23.5	25.6	2184	2450	2820	1260X230X240 30pcs/Carton	10.55kg
ZY-T8-20W1200 BIXX	48	5000K*	20	2450	18.2	23.5	25.6	2184	2450	2820	1260X230X240 30pcs/Carton	10.55kg
ZY-T8-13W600 BIXX	24	3500K	13	1560	11.2	14.5	16.5	1344	1595	1815	660X230X240 30pcs/Carton	10.55kg
ZY-T8-13W600 BIXX	24	4000K*	13	1560	11.2	14.5	16.5	1344	1595	1815	660X230X240 30pcs/Carton	10.55kg
ZY-T8-13W600 BIXX	24	5000K*	13	1600	11.2	14.5	16.5	1344	1595	1815	660X230X240 30pcs/Carton	10.55kg

Ordering Guide:

ZY	/	T8	/	13W/15W/18W/20W	/	600/1200	/	B	/	I	/	XX	/	3000K-5000K	/
Company Code		Housing Type		Wattage		Length		2835 LED		Internal Driver		Input Type		CCT	

Warranty:

This product has a warranty for a period of 5 years from the date of purchase. The warranty is invalid in the case of improper installation, tampering, or removal of the Q.C. date label. Installation in an improper working environment or installation not according to the current edition of the National Electric Code also invalidates the warranty. Should this product fail during the warranty period, it will be replaced free of charge, subject to correct installation and return of the faulty unit. ALG does not accept responsibility for any installation costs associated with the replacement of this product. This warranty is an addition to the statutory rights in the country of purchase. ALG reserves the right to alter specifications without prior notice.

www.axisledlights.com

Contact your Regional Account Manager
Office: 614.633.7955
contact@alg-usa.com

Home of the Patriot Tube!!



AXIS LED GROUP, LLC
US Regional Office

Dublin, OHIO

Warehouses Located in:

Chicago, Dallas, Detroit,
El Paso, Los Angeles,
and Philadelphia

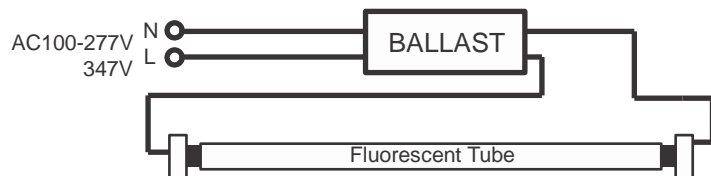
LED MAGIC TUBE

Works with or without a ballast!

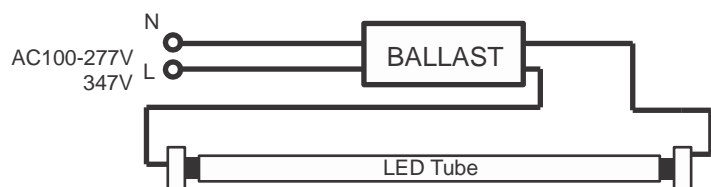
Installation Instructions:

“Plug and Play” Procedure

1. Turn off the Power to the light fixture at the breaker panel before installation.
2. Open the diffuser from the light fixture.
3. Remove the fluorescent tubes. Please dispose of these items properly as they contain mercury.



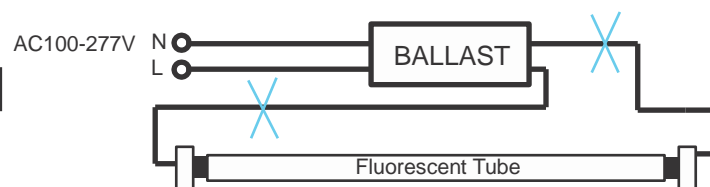
4. Put LED tube into the lighting fixture.




5. Install the LED tubes and close the diffuser.
6. Turn on the Power.

Retrofit Procedure

1. Turn off the Power to the light fixture at the breaker panel before installation.
2. Open the diffuser from the light fixture.
3. Remove the fluorescent tubes. Please dispose of these items properly as they contain mercury.
4. Cut wires as shown on the diagram below:



5. Make the new wire connect to branch circuit as shown on the diagram below:



6. Replace the cover over the wiring channel.
7. Install the LED tubes and close the diffuser.
8. Turn on the Power.

- * For one ballast by three fluorescent tube fixtures, install at least two ballast compatible tubes.
- * For one ballast by four fluorescent tube fixtures, install at least three ballast compatible tubes.

Caution:

- Risk of electric shock.
- Use only in place of fluorescent lamps specified on label.
- These lamps are to be used in damp or dry locations only.
- Not suitable for wet locations.
- These lamps are not to be used with a light dimmer.
- Direct replacement for fluorescent lamps with specific T8 electronic ballasts & T12 magnetic ballast only.
- If the lamp or luminaire exhibits undesirable operation (buzzing, flickering, etc), immediately turn off power, remove the lamp from luminaire and contact manufacturer.
- This lamp only operates on T8 electronic ballasts and some T12 Magnetic ballasts. If lamp does not light when the luminaire is energized, remove this lamp from luminaire and contact manufacturer.
- **Do not perform a mass installation before testing.**

www.axisledlights.com

Contact your Regional Account Manager
Office: 614.633.7955
contact@alg-usa.com

Home of the Patriot Tube!!



AXIS LED GROUP, LLC
US Regional Office
Dublin, OHIO
Warehouses Located in:
Chicago, Dallas, Detroit,
El Paso, Los Angeles,
and Philadelphia